

# Overview:

These instructions are meant to help users download folders from CIPRES.

You will need Globus Personal Connect, to use this method (see next page).

There are two steps: 1) transferring folders to an internal CIPRES staging area; then 2) downloading to your local resource.

While ideally one could transfer everything at once in a single step, files can be quite large, so you will be constrained to transferring the contents of a single folder in the first step.

# Step 1. Install Globus Personal Connect

Instructions and app is here:

[www.globus.org/globus-connect-personal](https://www.globus.org/globus-connect-personal)

2. Select the folder you wish to download

Folders  
Total Storage: 145.68 GB

- baliphy
- giovanni
- revbayes\_tiago
- Data (5)
- Tasks (1)
- beast\_test
- may 1 (default)
- trimal
- pythia
- GATK
- muhammed
- rohit
- braker
- parser\_tests
- pyhtia
- astral
- spades
- bwa
- garli
- mbpopeye
- exabayes
- statalign
- beast2\_restart
- apples
- depp
- migrate2
- prequal
- divvier
- pmarko
- revbayes
- restart\_tests
- mpboot
- iqtree - maryam
- parsers\_phy

Welcome test5 to the CIPRES Science Gateway V 3.3. If you would like to view a demo, click [here](#).

Create New Folder

### Current Folder Details

Label revbayes\_tiago

Send Current Folder to Globus Create Subfolder Edit Folder Delete Folder

3. Click send the folder to Globus

### Folders

Total Storage: 145.68 GB

- baliphy
- giovanni
- revbayes\_tiago
- Data (5)
- Tasks (1)
- beast\_test
- may 1 (default)
- trimal
- pythia
- GATK
- muhammed
- rohit
- braker
- parser\_tests
- pyhtia
- astral
- spades
- bwa
- garli
- mbpopeye
- exabayes
- statalign
- beast2\_restart
- apples
- depp
- migrate2
- prequal
- divvier
- pmarko
- revbayes
- restart\_tests
- mpboot
- iqtree - maryam
- parsers\_phy


Welcome test5 to the CIPRES Science Gateway V 3.3. If you would like to view a demo, click [here](#).

Create New Folder

Current Folder

Label

Send Current Folder to

 cushion.sdsc.edu

CIPRES will now stage your current folder contents for download. This may take a few minutes. Do not migrate away from this page, wait here. When the transfer completes, a page will open that allows you to complete the transfer of your folder to your local resource. Please click OK to proceed

OK

4. Click through the pop-up, and wait a bit

## Folders

Total Storage: 145.68 GB

- baliphy
- giovanni
- revbayes\_tiago
  - Data (5)
  - Tasks (1)
- beast\_test
- may 1 (default)
- trimal
- pythia
- GATK
- muhammed
- rohit
- braker
- parser\_tests
- pyhtia
- astral
- spades
- bwa
- garli
- mbpopeye
- exabayes
- statalign
- beast2\_restart
- apples
- depp
- migrate2
- prequal
- divvier
- pmarko
- revbayes
- restart\_tests
- mpboot
- iqtree - maryam
- parsers\_phy

## Globus Transfer

My EndPoints

Search & Add EndPoints

Source Endpoint: CIPRES Expance Test Shared Endpoint v5

- outbound (512 B)
  - revbayes\_tiago (1.02 kB)
    - Data (2.56 kB)
    - test\_2 (13.31 kB)

Destination Endpoint: directory /~/CIPRES\_GLOBUS/ on CIPRES Globus files

Switch Source and Destination

Transfer

Delete Selected Outbound File(s)

5. This window will open up. You can repeat steps 1-4, and accumulate multiple folders in this window. You can then choose to download multiple folders from this window

6. Select the folders you want to download by clicking the appropriate box.

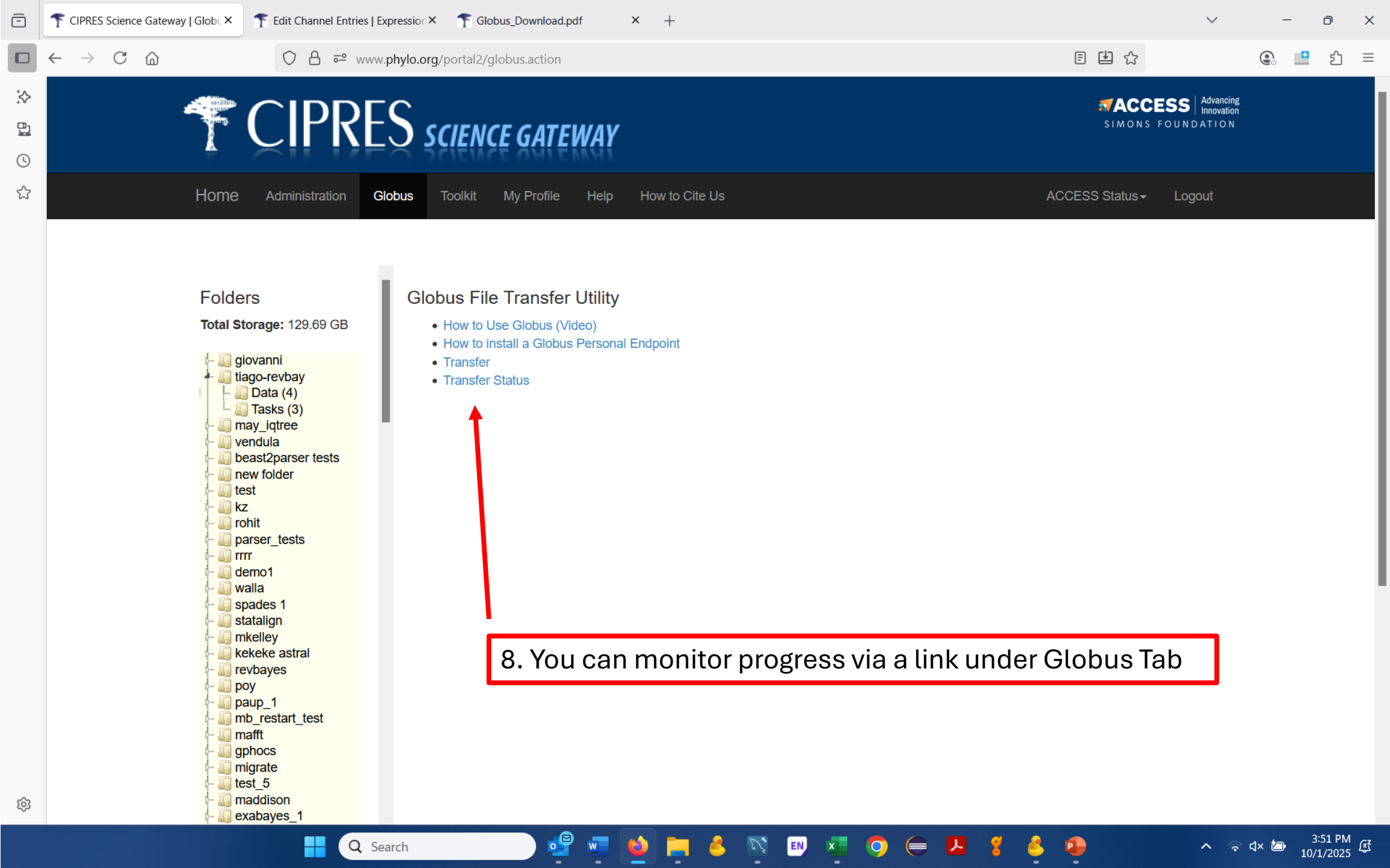
7. Click Transfer, and the folder you specify in Globus Connect will download to your local resource



Search



10:39 AM  
10/1/2025



8. You can monitor progress via a link under Globus Tab

## Folders

Total Storage: 145.68 GB

- baliphy
- giovanni
- revbayes\_tiago
  - Data (5)
  - Tasks (1)
- beast\_test
- may 1 (default)
- trimal
- pythia
- GATK
- muhammed
- rohit
- braker
- parser\_tests
- pyhtia
- astral
- spades
- bwa
- garli
- mbpopeye
- exabayes
- statalign
- beast2\_restart
- apples
- depp
- migrate2
- prequal
- divvier
- pmarko
- revbayes
- restart\_tests
- mpboot
- iqtree - maryam
- parsers\_phy

## Transfer Status

[Go to Globus Transfer](#)

**Task ID:** ff46bf82-9eed-11f0-ae05-02a08b1590f5  
**Source endpoint:** Expanse CIPRES Test Endpoint v5 Two  
**Destination Endpoint:** CIPRES Globus files  
**Request Time:** 2025-10-01T17:42:28+00:00 UTC  
**Completion Time:**  
**Status:** SUCCEEDED  
**Files transferred:** 62  
**Files skipped:** 0  
**Bytes transferred:** 302.21 MB  
**Faults:** 3

8. You can monitor progress via a link under Globus Tab

Search

File Home Send / Receive Folder View Help Acrobat


New Email New Items Delete Archive Report Reply Reply All Forward Share to Teams phylo To Manager Team Email Move Rules Send to OneNote Assign Policy Unread/Read Categorize Follow Up Browse Groups Search People Address Book Filter Email Read Aloud All Apps

SUCCEEDED - ff46bf82-9eed-11f0-ae05-02a08b1590f5 - Message (Plain Text)


File Message Help Acrobat

Delete Archive Report Reply Reply All Forward Share to Teams All Apps phylo To Manager Team Email Move Mark Unread Categorize Follow Up Read Aloud Immersive Reader Translate Zoom Reply with Scheduling Poll Find Time

SUCCEEDED - ff46bf82-9eed-11f0-ae05-02a08b1590f5

 Globus Notification <no-reply@globus.org>  
To: Miller, Mark

Wed 10/1/2025 10:47 AM

 We removed extra line breaks from this message.

**TASK DETAILS**  
Task ID: ff46bf82-9eed-11f0-ae05-02a08b1590f5  
Task Type: TRANSFER  
Status: SUCCEEDED  
Source: Expanse CIPRES Test Endpoint v5 Two  
Destination: CIPRES Globus files  
Label: n/a  
Request Time: 2025-10-01 17:42:27.775237 (UTC) Completion Time: 2025-10-01 17:46:31.042089 (UTC) Files Transferred: 62 Directories Transferred: 5 Bytes Transferred: 302214048 Effective Speed: 1242315 Bytes per Second Transfer Settings:  
- transfer is encrypted  
- preserve source file modification times  
- transfer new or changed files where the modification time is different (sync level 2)

View the task in the Globus Web app here:  
<https://urldefense.com/v3/https://app.globus.org/activity/ff46bf82-9eed-11f0-ae05-02a08b1590f5/overview;!!Mih3wA!Fk5ggatVMV4sriKO2TUe5XNBrQUFnZYdhpil5bpBitSf1TivrxysIH6VKVp0MEvrMXRXAzCSdP2U3oEN8gS>

The list of successfully transferred files will be available for 30 days after the transfer is complete. You can view the list at:  
[https://urldefense.com/v3/https://app.globus.org/activity/ff46bf82-9eed-11f0-ae05-02a08b1590f5/events?filter=successful\\_transfers;!!Mih3wA!Fk5ggatVMV4sriKO2TUe5XNBrQUFnZYdhpil5bpBitSf1TivrxysIH6VKVp0MEvrMXRXAzCSdP12jqmpSgS](https://urldefense.com/v3/https://app.globus.org/activity/ff46bf82-9eed-11f0-ae05-02a08b1590f5/events?filter=successful_transfers;!!Mih3wA!Fk5ggatVMV4sriKO2TUe5XNBrQUFnZYdhpil5bpBitSf1TivrxysIH6VKVp0MEvrMXRXAzCSdP12jqmpSgS)

This is a courtesy notification. Please do not reply to this email.

9. Globus will send you an email like this when the transfer is complete

Items: 10,410 Unread: 12 Reminders: 46

All folders are up to date. Connected to: Microsoft Exchange

10:48 AM 10/1/2025